

ii

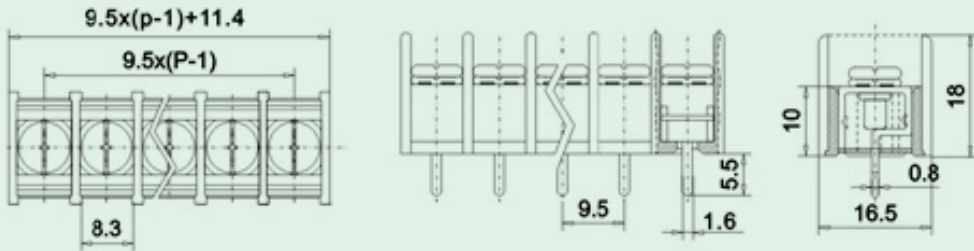
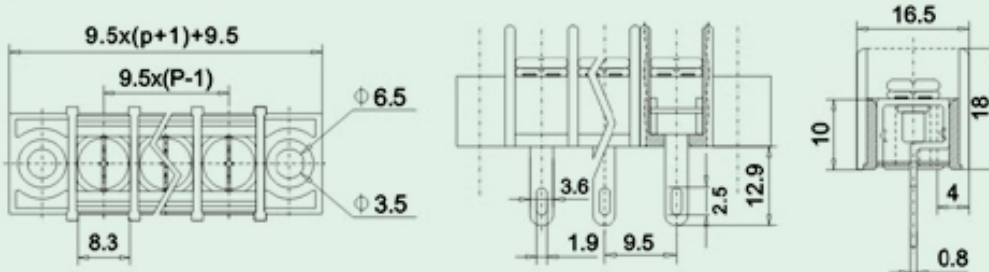
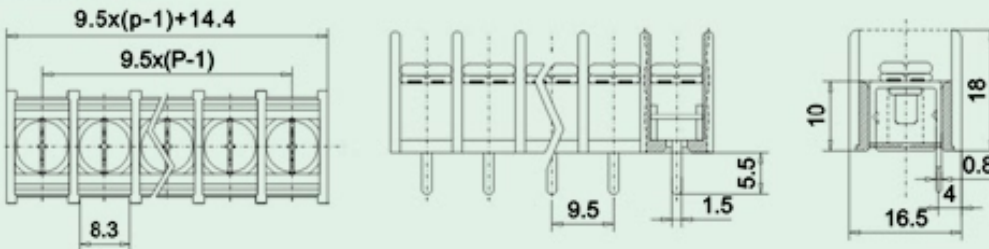
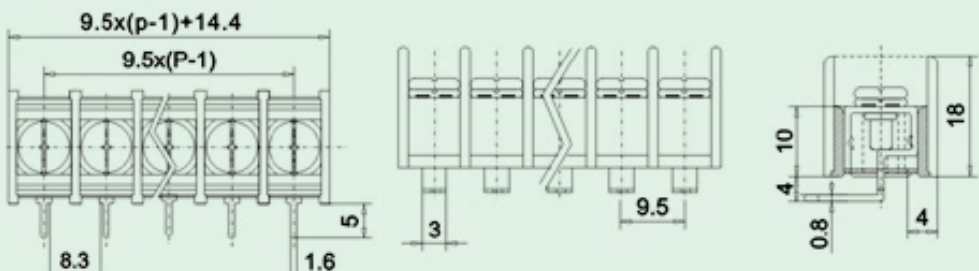


The Barrier Terminal Blocks available with:6.35, 7.62, 8.25,9.5,10.0,11.0mm pitch and 90 degree,180 degree wire insertion directions.

Model	Pitch(mm)	Model	Pitch	Model	Pitch
DG45	9.5	DG48	9.5	DG46	9.5

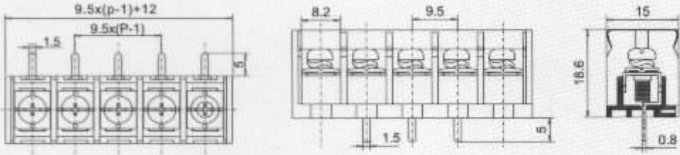
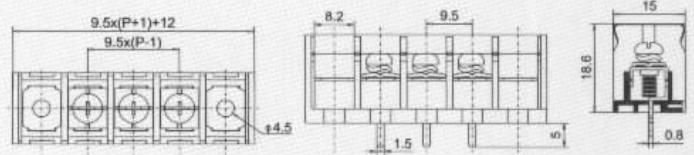
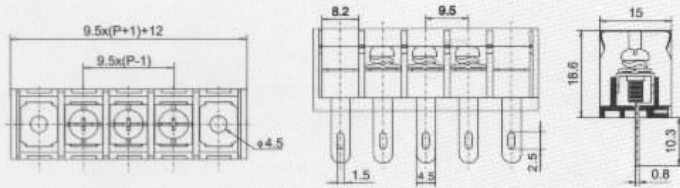
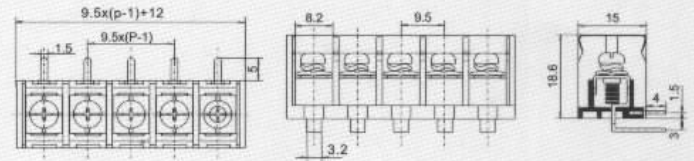
DG45

Pitch:9.5mm
 Rated voltage:300V
 Rated Current:25A
 Wire Range:22-12AWG
 Temp. Range:-40/+105 centigrade degrees
 Withstand Voltage:AC2000V at 1 minute
 Insulation Resistance:500ohm or more at DC500V
 Torque:10KG/CM
 Screws:M4 Steel Nickel plated
 Terminal:Brass 0.8t Tin plated
 Housing:PA66 UL94V-0
 Color:Black

**DG45** □**DG45C****DG45H****DG45S****DG45R**


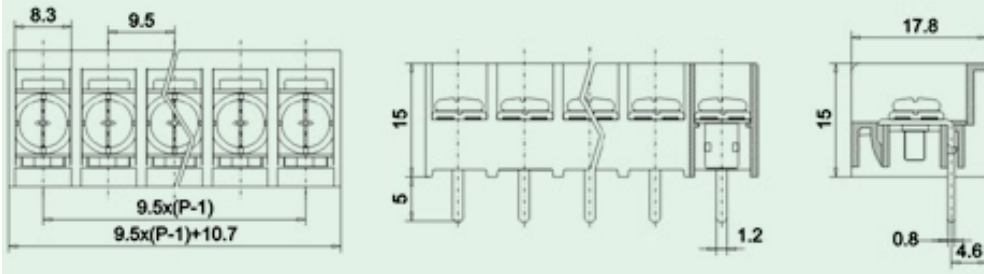
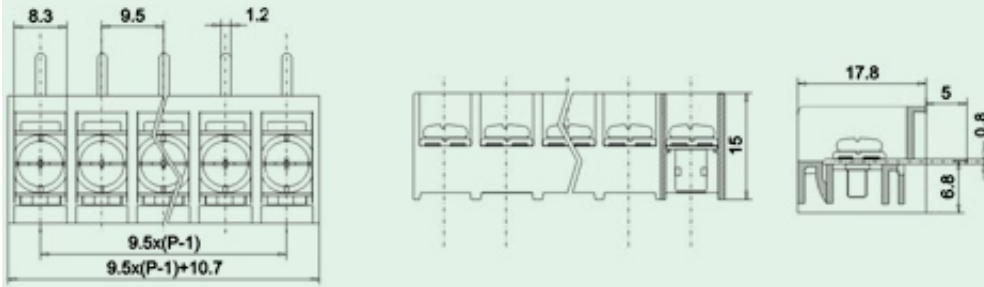
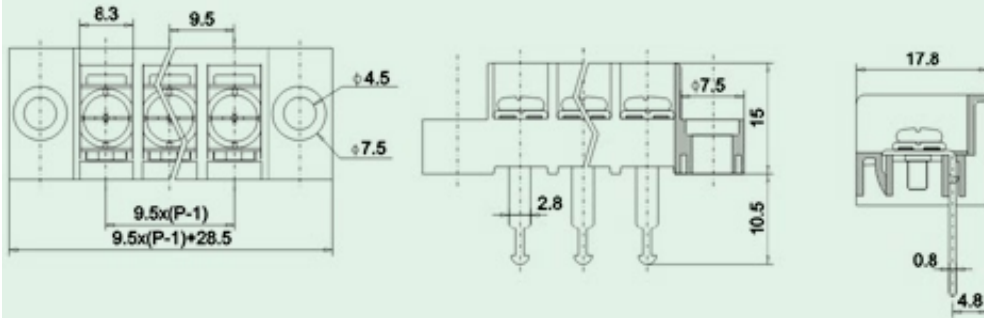
DG48

Pitch:9.5mm
 Rated voltage:300V
 Rated Current:20A
 Wire Range:22-14AWG
 Temp. Range:-40/+130 centigrade degrees
 Withstand Voltage:AC2000V at 1 minute
 Insulation Resistance:1000Mohm or more at DC500V
 Torque:12KG/CM
 Screws:M4 Steel Nickel plated
 Terminal:Brass 0.8t Tin plated
 Housing:PBT UL94V-0
 Color:Black

**DG48** □**DG48C****DG48CA****DG48H****DG48R**

DG46

Pitch:9.5mm
 Rated voltage:300V
 Rated Current:25A
 Wire Range:22-12AWG
 Temp. Range:-40/+105 centigrade degrees
 Withstand Voltage:AC2000V at 1 minute
 Insulation Resistance:500ohm or more at DC500V
 Torque:12KG/CM
 Screws:M4 Steel Nickel plated
 Terminal:Brass 0.8t Tin plated
 Housing:PA66 UL94V-0
 Color:Black

**DG46****DG46A****DG46B****DG46C****DG46D**