

ii



The Barrier Terminal Blocks available with:6.35, 7.62, 8.25,9.5,10.0,11.0mm pitch and 90 degree,180 degree wire insertion directions.

Model	Pitch(mm)	Model	Pitch	Model	Pitch	Model	Pitch
DG35	8.25	DG28	7.62	DG36	8.25	DG21,22,23	11

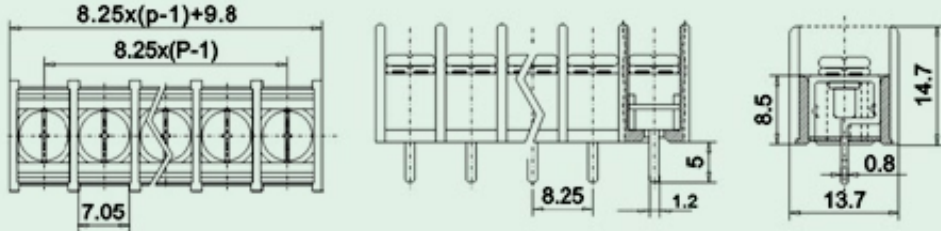


DG35 □

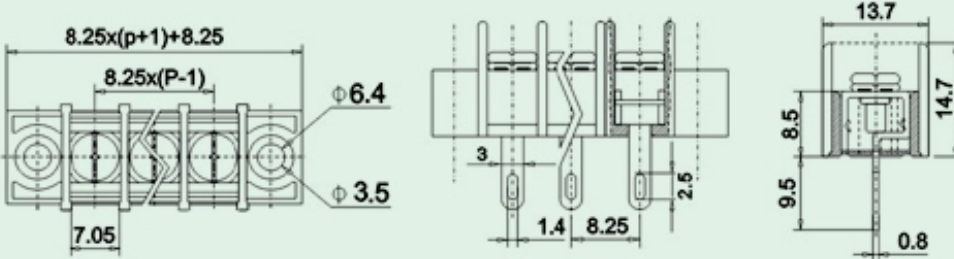
DG35

Pitch:8.25mm
 Rated voltage:300V
 Rated Current:20A
 Wire Range:22-12AWG
 Temp. Range:-40/+105 centigrade degrees
 Withstand Voltage:AC2000V at 1 minute
 Insulation Resistance:500ohm or more at DC500V
 Torque:8KG/CM
 Screws:M3 Steel Nickel plated
 Terminal:Brass 0.8t Tin plated
 Housing:PA66 UL94V-0
 Color:Black

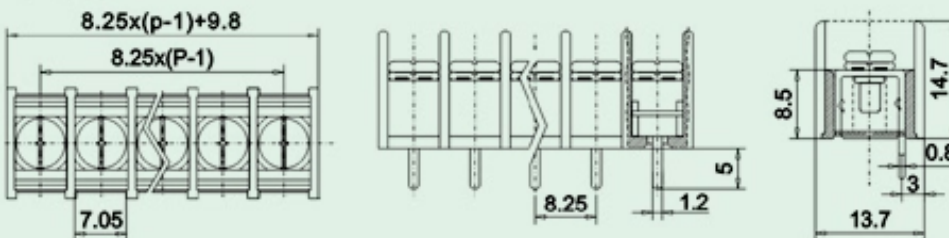
DG35C



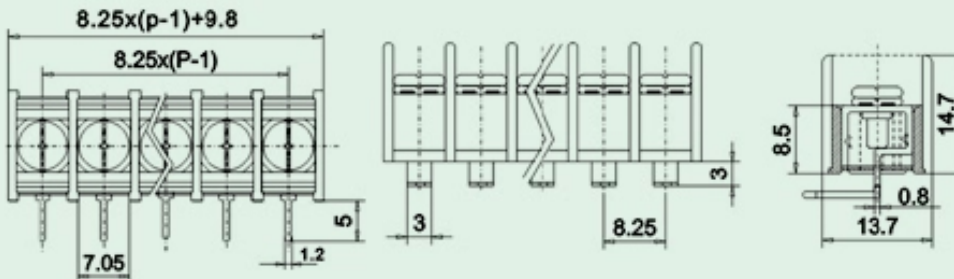
DG35H



DG35S



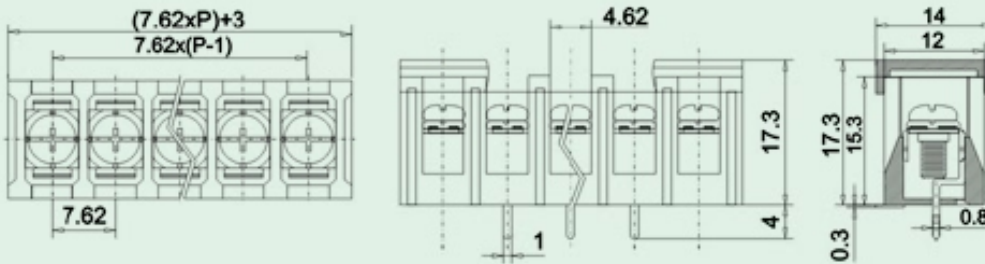
DG35R



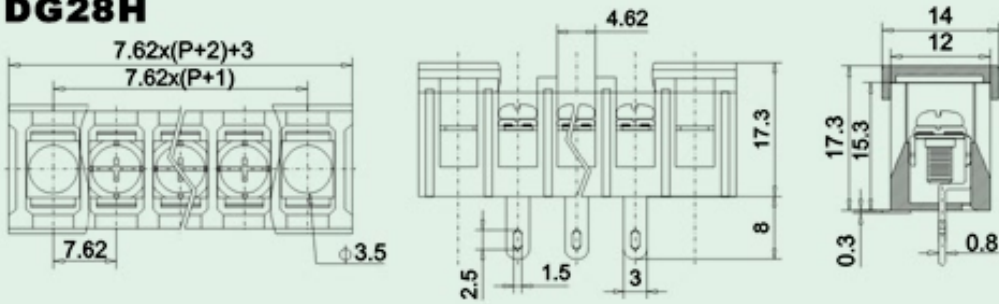


DG28
 Pitch:7.62mm
 Rated voltage:250V
 Rated Current:10A
 Wire Range:22-14AWG
 Temp. Range:-40/+130 centigrade degrees
 Withstand Voltage:AC2000V at 1 minute
 Insulation Resistance:1000ohm or more at DC500V
 Torque:8KG/CM
 Screws:M3 Steel Nickel plated
 Terminal:Brass 0.8t Tin plated
 Housing:PBT UL94V-0
 Color:Black

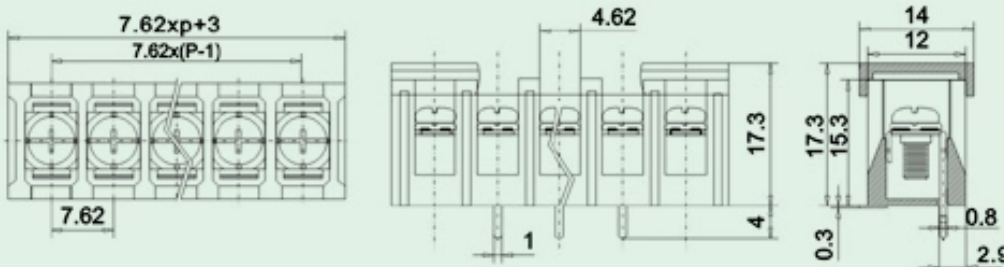
DG28C



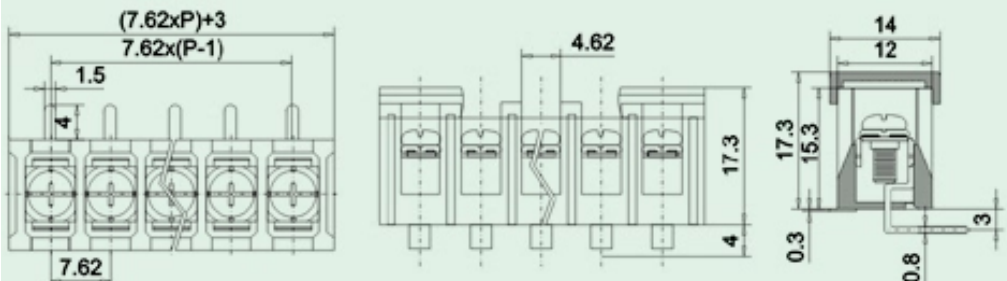
DG28H



DG28S



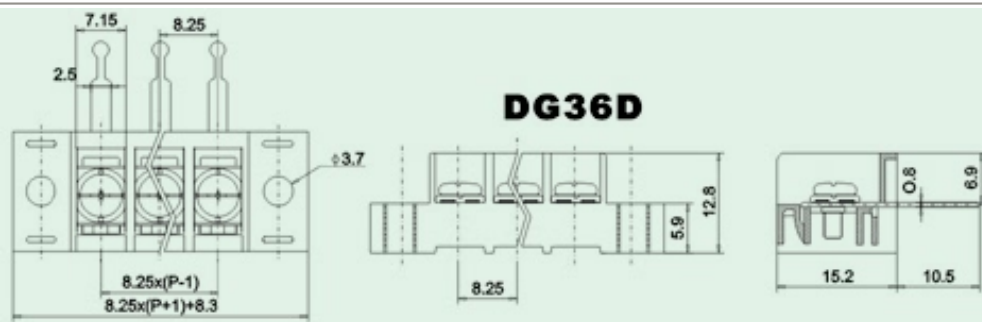
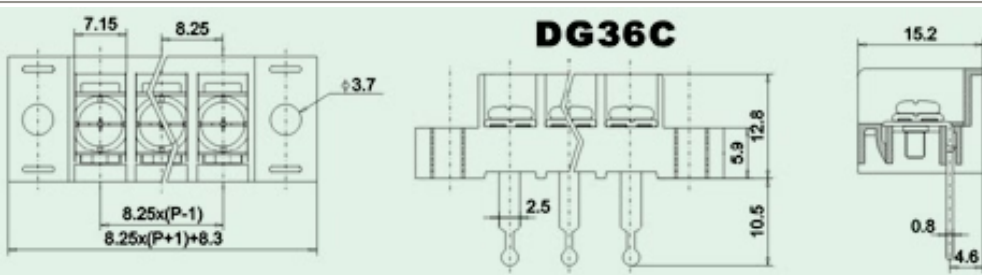
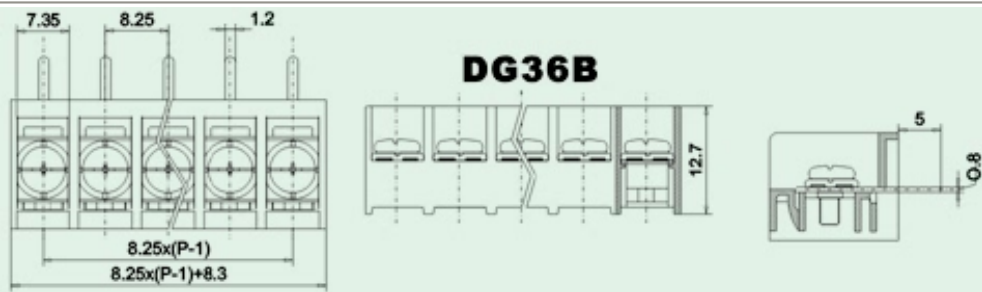
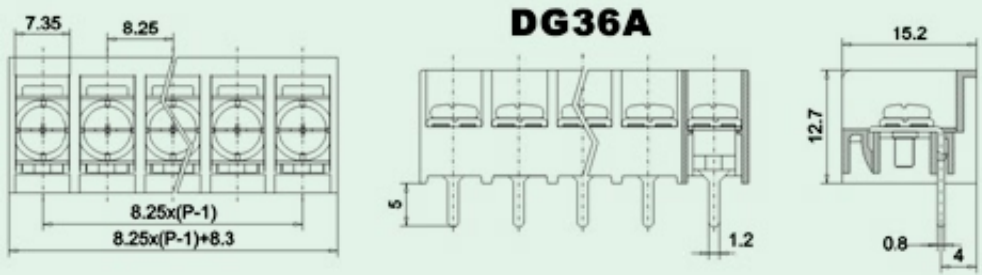
DG28R





DG36 □

DG36
 Pitch:8.25mm
 Rated voltage:300V
 Rated Current:20A
 Wire Range:22-12AWG
 Temp. Range:-40/+105 centigrade degrees
 Withstand Voltage:AC2000V at 1 minute
 Insulation Resistance:500ohm or more at DC500V
 Torque:12KG/CM
 Screws:M3 Steel Nickel plated
 Terminal:Brass 0.8t Tin plated
 Housing:PA66 UL94V-0
 Color:Black

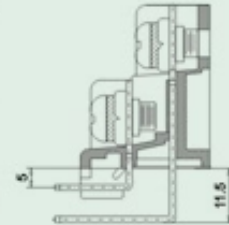
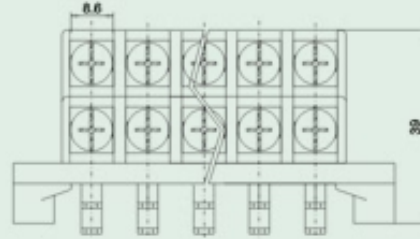
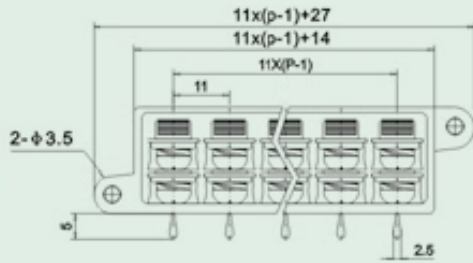




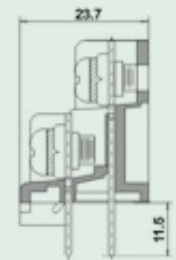
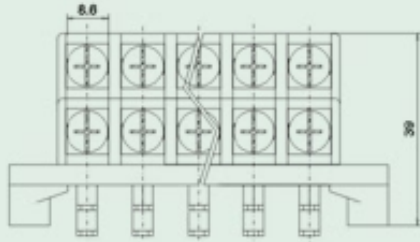
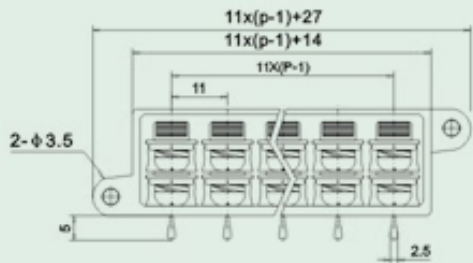
DG21

Pitch:11mm
 Rated voltage:24V
 Rated Current:30A
 Wire Range:18-10AWG
 Temp. Range:-40/+130 centigrade degrees
 Withstand Voltage:AC1500V at 1 minute
 Insulation Resistance:1000ohm or more at DC500V
 Torque:18KG/CM
 Screws:M4 Steel Nickel plated
 Terminal:Brass 1.2t Tin plated
 Housing:PBT UL94V-0
 Color:Black

DG21



DG22



DG23

