

ii

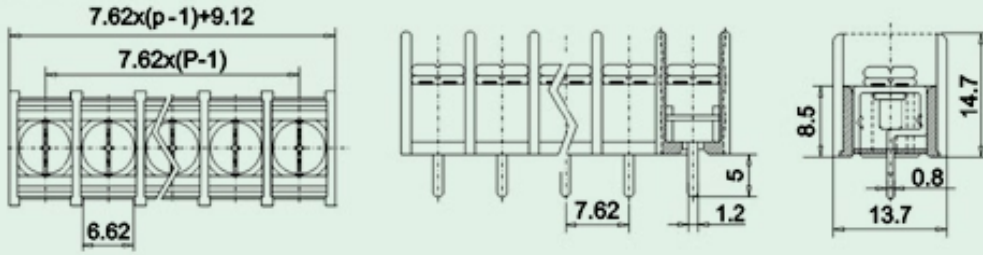
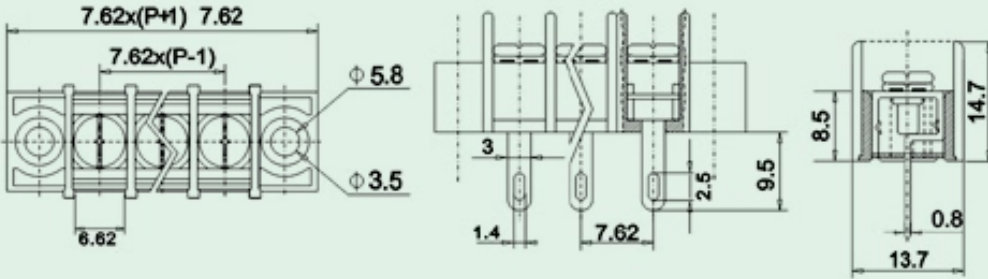
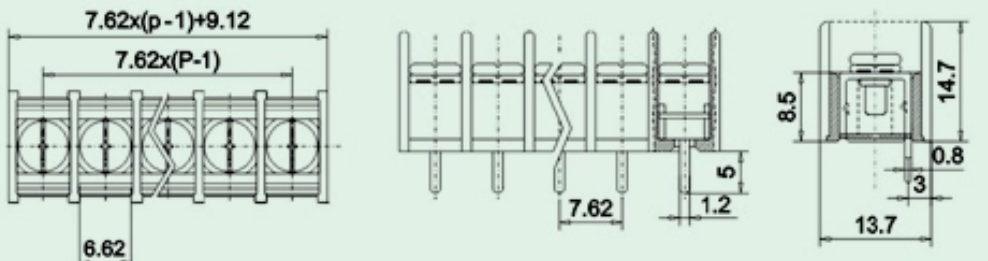
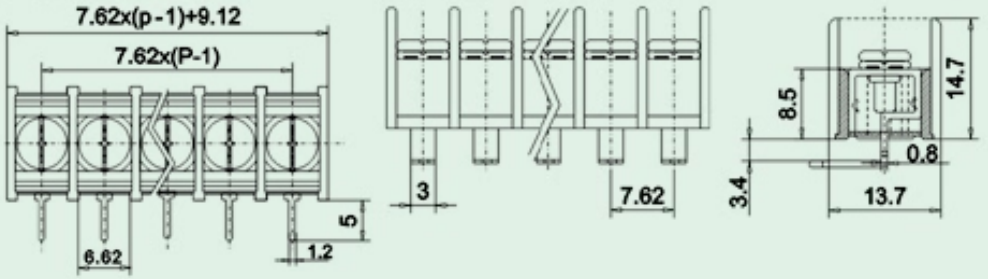


The Barrier Terminal Blocks available with:6.35, 7.62, 8.25,9.5,10.0,11.0mm pitch and 90 degree,180 degree wire insertion directions.

Model	Pitch(mm)	Model	Pitch	Model	Pitch	Model	Pitch
DG25	7.62	DG65	11	DG16	6.35	DG11,12,13	11

DG25

Pitch:7.62mm
 Rated voltage:300V
 Rated Current:10A
 Wire Range:22-14AWG
 Temp. Range:-40/+105 centigrade degrees
 Withstand Voltage:AC2000V at 1 minute
 Insulation Resistance:500ohm or more at DC500V
 Torque:8KG/CM
 Screws:M3 Steel Nickel plated
 Terminal:Brass 0.8t Tin plated
 Housing:PA66 UL94V-0
 Color:Black

**DG25C****DG25H****DG25S****DG25R**

DG65

Pitch:11 mm

Rated voltage:300V

Rated Current:25A

Wire Range:22-12AWG

Temp. Range:-40/+105 centigrade degrees

Withstand Voltage:AC2000V at 1 minute

Insulation Resistance:500ohm or more at DC500V

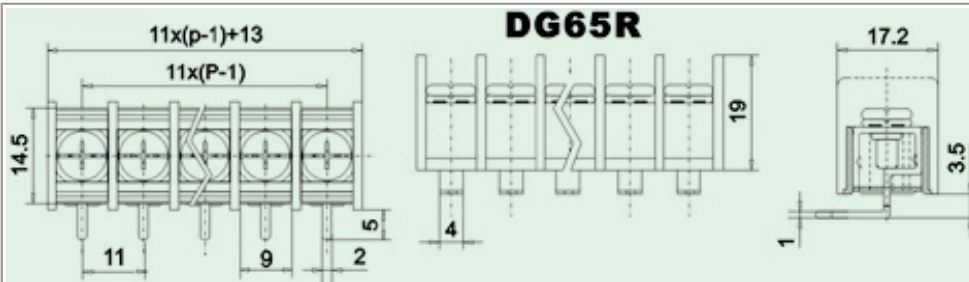
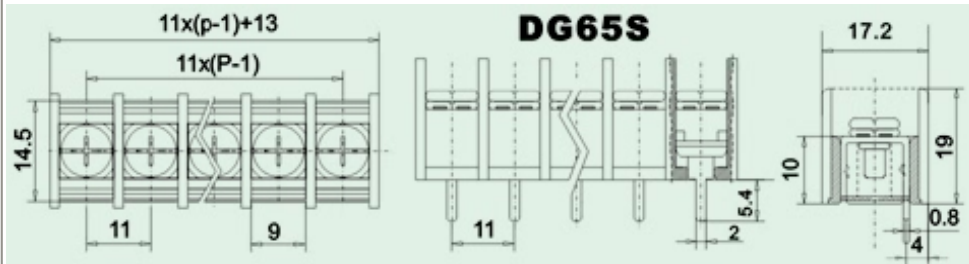
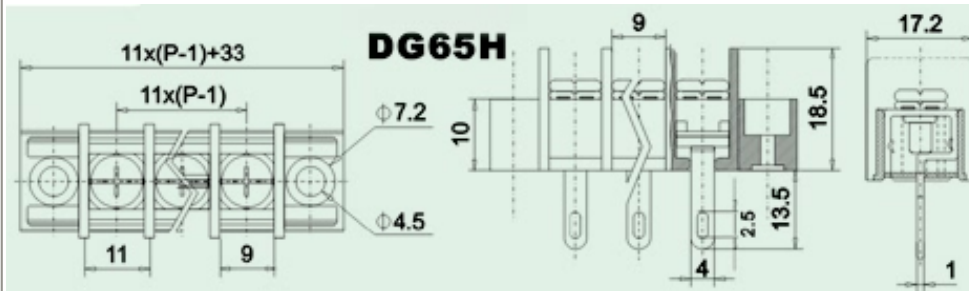
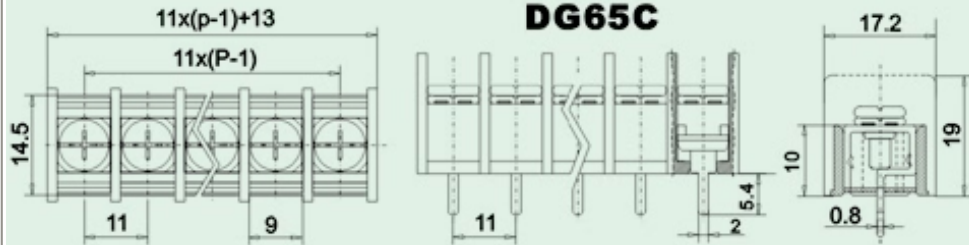
Torque:18KG/CM

Screws:M4 Steel Nickel plated

Terminal:Brass 1.0t Tin plated

Housing:PA66 UL94V-0

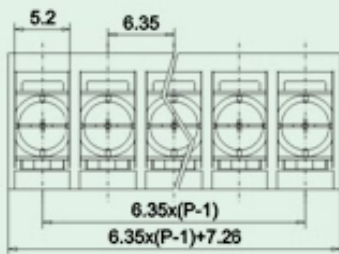
Color:Black

DG65 □

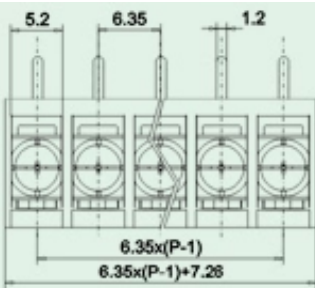
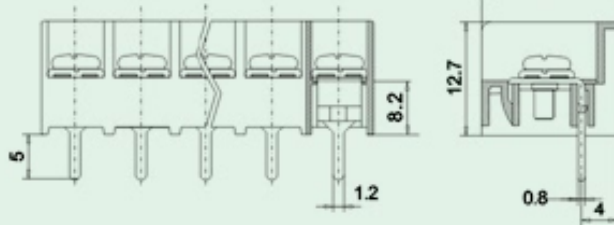


DG16 □

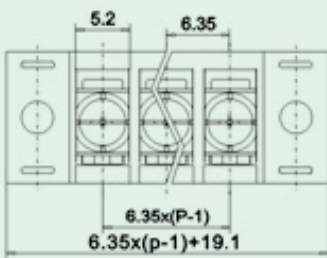
DG16
 Pitch:6.35mm
 Rated voltage:300V
 Rated Current:10A
 Wire Range:22-16AWG
 Temp. Range:-40/+105 centigrade degrees
 Withstand Voltage:AC2000V at 1 minute
 Insulation Resistance:500ohm or more at DC500V
 Torque:4KG/CM
 Screws:M2.5 Steel Nickel plated
 Terminal:Brass 0.8t Tin plated
 Housing:PA66 UL94V-0
 Color:Black



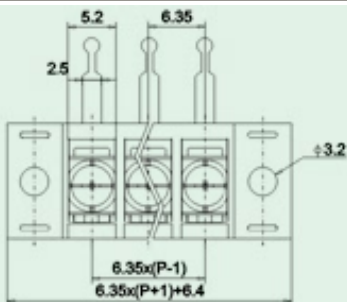
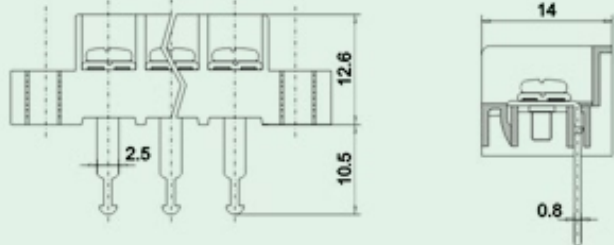
DG16A



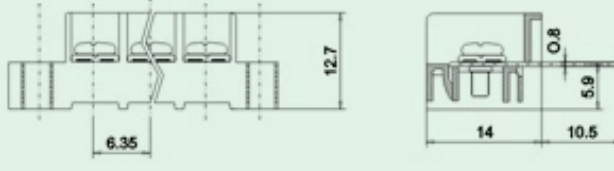
DG16B



DG16C



DG16D

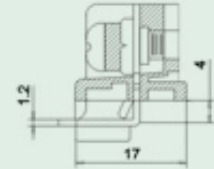
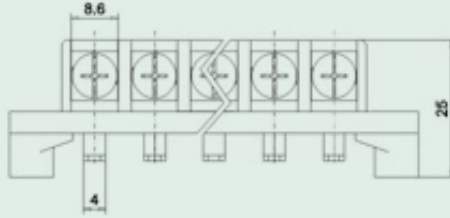
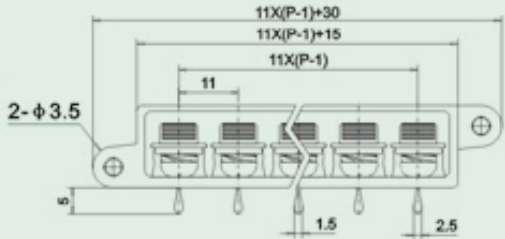




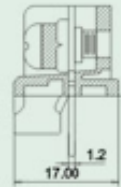
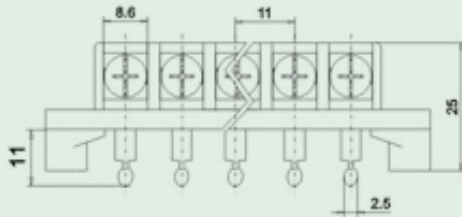
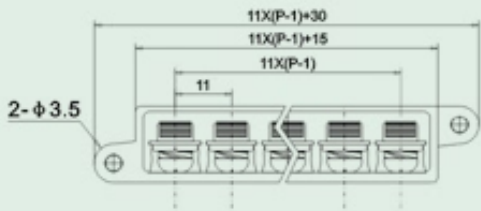
DG11

Pitch:11mm
 Rated voltage:24V
 Rated Current:30A
 Wire Range:18-10AWG
 Temp. Range:-40/+130 centigrade degrees
 Withstand Voltage:AC1500V at 1 minute
 Insulation Resistance:1000ohm or more at DC500V
 Torque:18KG/CM
 Screws:M4 Steel Nickel plated
 Terminal:Brass 1.2t Tin plated
 Housing:PBT UL94V-0
 Color:Black

DG11



DG12



DG13

